


THE POWER TABLE

FOCUS ASL BISL JAARCONGRES
ON 8 DECEMBER 2011
DEMAND

structure of the day



The setup of the Power Table aims to maximize engagement of the participants in order to take the results to the max.

This table concept blends in very well with most conferences and events where sharing knowledge, peer contact en best practices play an important role.

There are a number of elements which are vital to the success and a number of elements are optional. Room setup is tables with 7 or 8 persons per table.

Duration: ideal is a session of around 3 hours. Within these 3 hours 3 or 4 topics will be featured and discussed. A typical hour has 5-10 minutes introduction, 10-15 minutes vision talks by table master(s), 15-20 minutes disucssion 5-1- minute wrapup. Per topic 50-60 minutes in total

Topics & theme: The session should be around one major theme. In 3 hours you can discuss maximum 3 or 4 topics and statements. Wrapup. The session should end with a wrap up with conclusions. How this is done, is up to the moderator. Options could be a plenary wrap up at a conference, a cool wall during the session, live with a minute taker or twitter wall, etc.

Power Tables are NOT complex. A very good moderator and a good topic will drive the session.



MODERATOR

ROLE:


The role of the moderator is the most crucial person in the reach to success. He or she briefly introduces themes and topics and the table masters. He or she also does the short wrapup of the topics and most importantly, makes sure that all attendees participate by involving them actively in the discussion by intruding people, asking opinions, using the microphone, etc.



TABLE MASTER

ROLE:

The table master is a CIO or content specialist on a topic. Ideally every table has one. The table master introduces a topic within 5 to 10 minutes max and leads the discussion. Table masters could be representatives of a sponsor, part of a PON Working group or invited specialists.



THE TABLE

The topic will be indicated with a sign on a standard on each table. So you could be joining the Power table session on future development and sit at a table discussing future competences. The table master introduces his or her view. Afterwards, people discuss. During the discussion, the tweeter takes notes. The moderator might see interesting tweets on the wall and could implement these in the wrap up. After one hour (or earlier) you may decide to switch tables and topics



PARTICIPANT

ROLE:

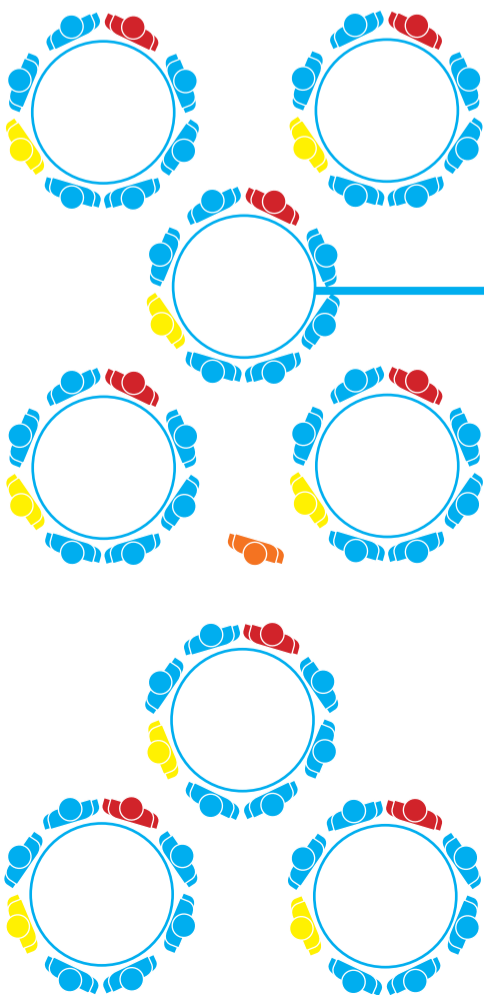
The participants are by rule unprepared and are preferably professionals. Depending on the topic and registration procedure, they might be informed on the topics of the afternoon, receive whitepapers, etc.



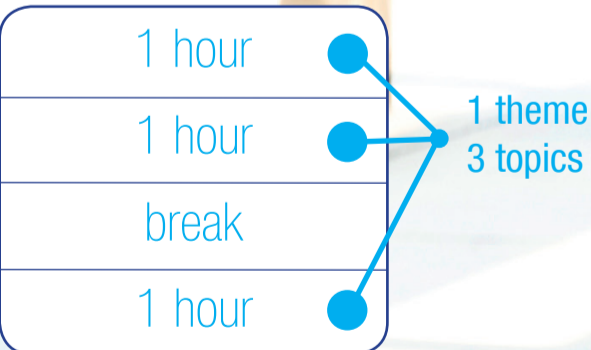
TWEETER (OPTIONAL)

ROLE:

At the beginning of each session the moderator asks who will tweet a the table. The tweeter grasps the essence and the atmoshere during the session.



structure of sessions



other options

- cool wall / wrap-up
- wrap-up of several table rooms
- twitter wall